


Cavmen

January 19, 2012



z/VM Live Guest Relocation - Planning and Use

Presented by: Richard Young
ryoung1@us.ibm.com



Disclaimer

The information contained in this document has not been submitted to any formal IBM test and is distributed on an "AS IS" basis without any warranty either express or implied. The use of this information or the implementation of any of these techniques is a customer responsibility and depends on the customer's ability to evaluate and integrate them into the operational environment. While each item may have been reviewed by IBM for accuracy in a specific situation, there is no guarantee that the same or similar results will be obtained elsewhere. Customers attempting to adapt these techniques to their own environments do so at their own risk.

In this document, any references made to an IBM licensed program are not intended to state or imply that only IBM's licensed program may be used; any functionally equivalent program may be used instead.

Any performance data contained in this document was determined in a controlled environment and, therefore, the results which may be obtained in other operating environments may vary significantly. Users of this document should verify the applicable data for their specific environments.

It is possible that this material may contain reference to, or information about, IBM products (machines and programs), programming, or services that are not announced in your country. Such references or information must not be construed to mean that IBM intends to announce such IBM products, programming or services in your country.

Acknowledgement and Thanks to

John Franciscovich
Emily Kate Hugenbruch
Alan Altmark


Agenda

- Planning for Live Guest Relocation (LGR)

- Relocation Domains

- Performing Live Guest Relocations
 - Possibly Demo or Screen Shots

- Helpful Hints



Planning for Live Guest Relocation

LGR - General Planning Guidelines

Make sure all resources used by the virtual machine are available on the destination member

- Devices
- Facilities (will be handled automatically if you are relocating within a domain)
- Crypto cards
- Capacity for the virtual machine's memory and processor requirements
- Equivalency ids (**EQIDs**) are defined for devices that need them
 - OSAs and FCPs
- Make sure that the devices really are equivalent
 - OSAs should be connected to the same LAN segment
 - FCPs should have access to the same SAN fabric
 - WWPNs and LUNs
 - If possible, use the same device numbers to refer to equivalent devices
- If connecting to a VSWITCH, make sure the same VSWITCH is defined on the destination and the OSAs have been assigned EQIDs.
- If the virtual machine has an FCP, make sure the “queue_if_no_path” option is specified in Linux
- In the directory entry, **OPTION CHPIDVIRTUALIZATION ONE** should be specified

Guest Configuration for Live Guest Relocation

- In order to be eligible to relocate, a guest must be:
 - Defined as a single configuration virtual machine
 - Running in an ESA or XA virtual machine in ESA/390 or z/Architecture mode
 - Logged on and disconnected
 - Running only type CP or type IFL virtual processors
 - IPLed from either a
 - Device
 - Named saved system (NSS) that meets the following criteria:
 - Identical NSS must be available on the destination member
 - Cannot have the following types of page ranges:
 - SW (shared write)
 - SC (shared with CP)
 - SN (shared with no data)
- If a guest is using a DCSS, it must meet the same criteria defined above for NSS

Guest Configuration for Live Guest Relocation (cont.)

- A guest can relocate if it has any of the following:
 - Dedicated devices
 - Equivalent devices and access must be available on destination member
 - Private virtual disks in storage (created with DEFINE VFB-512 command)
 - No open spool files other than console files
 - VSWITCHes
 - Equivalent VSWITCH and network connectivity must be available on destination

- A relocating guest can be using any of the following facilities:
 - Cryptographic adapter
 - Crypto cards for shared domains on source and destination must be same AP type
 - Virtual machine time bomb (Diag x'288')
 - IUCV connections to *MSG and *MSGALL CP system services
 - Application monitor record (APPLDATA) collection
 - If guest buffer is not in a shared DCSS
 - Single Console Image Facility
 - Collaborative Memory Management Assist (CMMA)


Memory Requirements for Live Guest Relocation

- A relocating guest's current memory size **must** fit in available space on the destination member

Guest's Current Memory Size

Virtual memory fully populated, including

- Private Vdisks
- Estimated size of supporting CP structures



Available space - sum of available memory

Paging disk

Expanded storage

Central storage


Memory Requirements for Live Guest Relocation...

- Additional checks
 1. Does the guest's current memory size exceed paging capacity on the destination?

Guest's Current Memory Size

Virtual memory fully populated, including

- Private Vdisks
- Estimated size of supporting CP structures




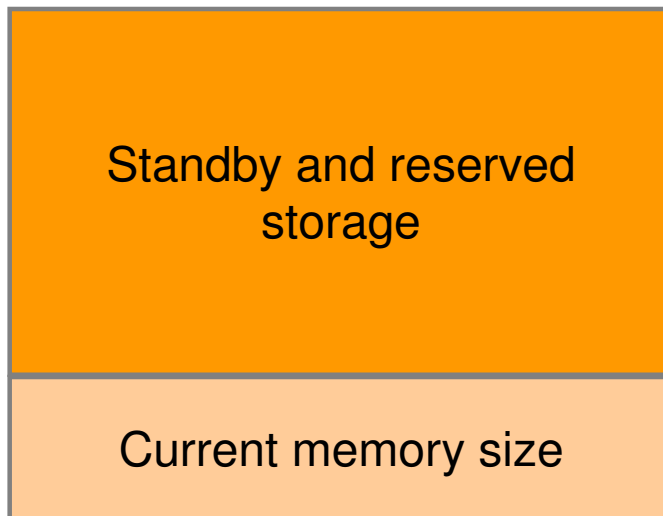
Paging disk capacity

May be overridden if you are certain that this is not applicable to your environment

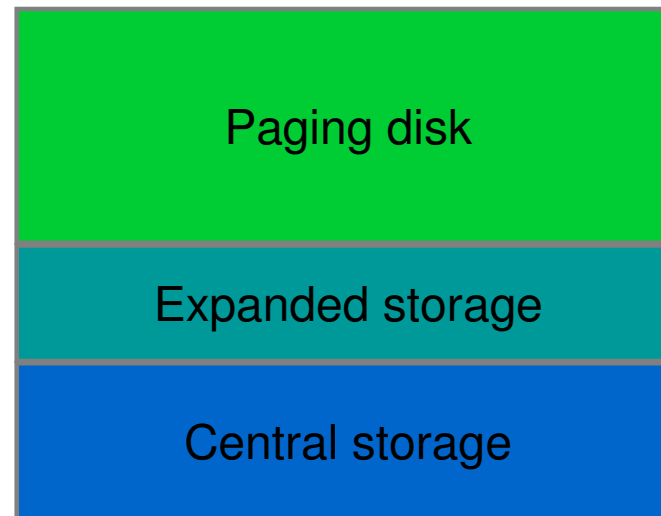
Memory Requirements for Live Guest Relocation...

- Additional checks
 2. Does the guest's maximum memory size exceed available space on the destination?

Guest's Maximum Memory Size



Available space - sum of available memory

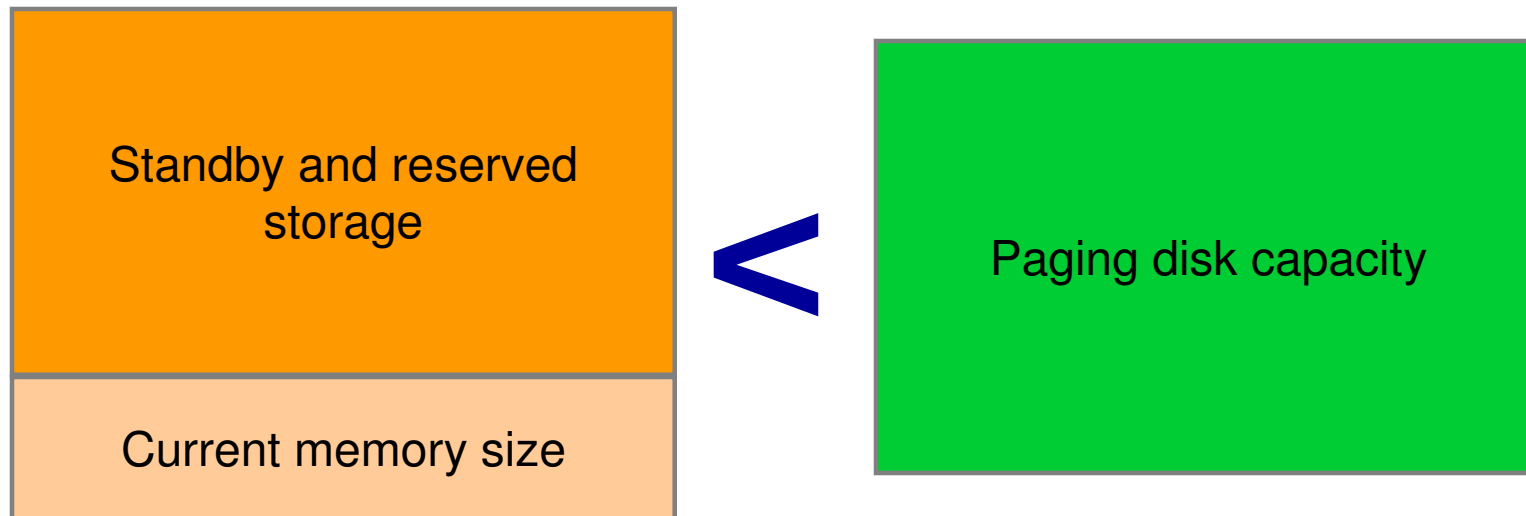


May be overridden if you are certain that this is not applicable to your environment

Memory Requirements for Live Guest Relocation...

- Additional checks
 3. Does the guest's maximum memory size exceed paging capacity on the destination?

Guest's Maximum Memory Size



May be overridden if you are certain that this is not applicable to your environment

Memory Requirements for Live Guest Relocation...

- Include standby and reserved storage settings when calculating maximum memory size for a guest

- Relocations may increase paging demand
 - Available paging space should be at least 2x total virtual memory of all guests
 - Including guests to be relocated to this member

 - Avoid allocating more than 50% of available paging space
 - If size of guests to be relocated increase in-use amount to > 50%, system performance could be affected

q alloc page

VOLID	RDEV	EXTENT START	EXTENT END	TOTAL PAGES	PAGES IN USE	HIGH PAGE	% USED
L24B66	4B66	0	3338	601020	252428	252428	42%

Conditions That Prevent a Relocation

- Conditions in the following categories could prevent a relocation from completing:
 - Guest State Conditions
 - Device Conditions
 - Device State Conditions
 - Virtual Facility Conditions
 - Configuration Conditions
 - Resource Limit Conditions
 - Other...

- Entire list of conditions documented in CP Planning and Administration
 - "Preparing for Live Guest Relocation in a z/VM SSI Cluster"

VMRELOCATE TEST and Failure Conditions Example

```
Ready(01940); T=0.01/0.01 11:44:34
vmrelocate test rgylx002 poklbs2
HCPRLH1940E RGYLX002 is not relocatable for the following reason(s):
HCPRLI1956I RGYLX002: Single path CHPID virtualization is not enabled
HCPRLI1996I RGYLX002: Virtual machine device 0190 is a link to a local minidisk
HCPRLI1996I RGYLX002: Virtual machine device 019D is a link to a local minidisk
HCPRLI1996I RGYLX002: Virtual machine device 019E is a link to a local minidisk
HCPRLI1982I RGYLX002: Source system simulated network device 0600 is coupled to
a VSWITCH without external connectivity
HCPRLI1981I RGYLX002: Source system minidisk 0190 on real device 3F27 cannot be
created on the destination system because the equivalent real device 3F27 is not
system attached
```

Example Linux Guest PROFILE - PRE SSI

1. PROFILE LINDFLT
2. CPU 00 BASE
3. CPU 01
4. IPL CMS PARM AUTOOCR
5. MACH ESA
6. OPTION APPLMON
7. CONSOLE 0009 3215 T
8. NICDEF 0600 TYPE QDIO DEV 3 LAN SYSTEM NET172A
9. SPOOL 000C 2540 READER *
10. SPOOL 000D 2540 PUNCH A
11. SPOOL 000E 1403 A
12. LINK MAINT 0190 0190 RR
13. LINK MAINT 019D 019D RR
14. LINK MAINT 019E 019E RR

Example Linux Guest PROFILE – One way to modify for SSI

1. PROFILE LINSSI
2. COMMAND CP SPOOL CONS * START
3. COMMAND CP TERMINAL TIMESTAMP ON
4. COMMAND CP TERM LINEND %
5. COMMAND CP SET PF12 RETRIEVE
6. COMMAND CP TERM MORE 1 0
7. COMMAND CP SET RUN ON
8. COMMAND CP TERM HOLD OFF
9. CPU 00 BASE
10. CPU 01
11. IPL 200
12. MACH ESA
13. OPTION APPLMON CHPIDV ONE
14. CONSOLE 0009 3215 T
15. NICDEF 0700 TYPE QDIO DEV 3 LAN SYSTEM NET9
16. SPOOL 000C 2540 READER *
17. SPOOL 000D 2540 PUNCH A
18. SPOOL 000E 1403 A


Another way to resolve the 19x disk issue

```
rgylx002:~ # vmcp q v dasd
DASD 0190 3390 P01RES R/O          214 CYL ON DASD 3F27 SUBCHANNEL = 0000
DASD 0191 3390 VM1US1 R/O          500 CYL ON DASD 3F10 SUBCHANNEL = 000A
DASD 019D 3390 P01RES R/O          292 CYL ON DASD 3F27 SUBCHANNEL = 000B
DASD 019E 3390 P01RES R/O          500 CYL ON DASD 3F27 SUBCHANNEL = 000C
DASD 0200 3390 LS3F1C R/W         10015 CYL ON DASD 3F1C SUBCHANNEL = 0001
DASD 0201 3390 LS3F1D R/W         10015 CYL ON DASD 3F1D SUBCHANNEL = 0002
rgylx002:~ # vmcp detach 190
DASD 0190 DETACHED
rgylx002:~ # vmcp detach 191
DASD 0191 DETACHED
rgylx002:~ # vmcp detach 19D
DASD 019D DETACHED
rgylx002:~ # vmcp detach 19E
DASD 019E DETACHED
rgylx002:~ # █
```

```
vmrelocate test rgylx002 to poklbs2
22:49:53 User RGYLX002 is eligible for relocation to POKLBS2
Ready; T=0.01/0.01 22:49:53
```

Summary of typical changes need to directory entry

- Add option CHPIDV ONE
- Address CMS 19? Minidisk in some fashion
 - Don't IPL CMS, IPL Linux
 - IPL a shared copy of the CMS minidisks
- Detach the 19? Volumes from Linux immediately after boot via an boot script
- Move commands in shared PROFILE EXEC to COMMAND statements in DIRECTORY
- Connect Linux to a VSWITCH that has an OSA



Relocation Domains

Relocation Domains

- What is a relocation domain?

- Do I need them?

- How do I define them?

- How do I put guests in them?

What is a Relocation Domain?

- A relocation domain defines a set of members of an SSI cluster among which virtual machines can relocate freely

- Relocation domains can be defined for business or technical reasons

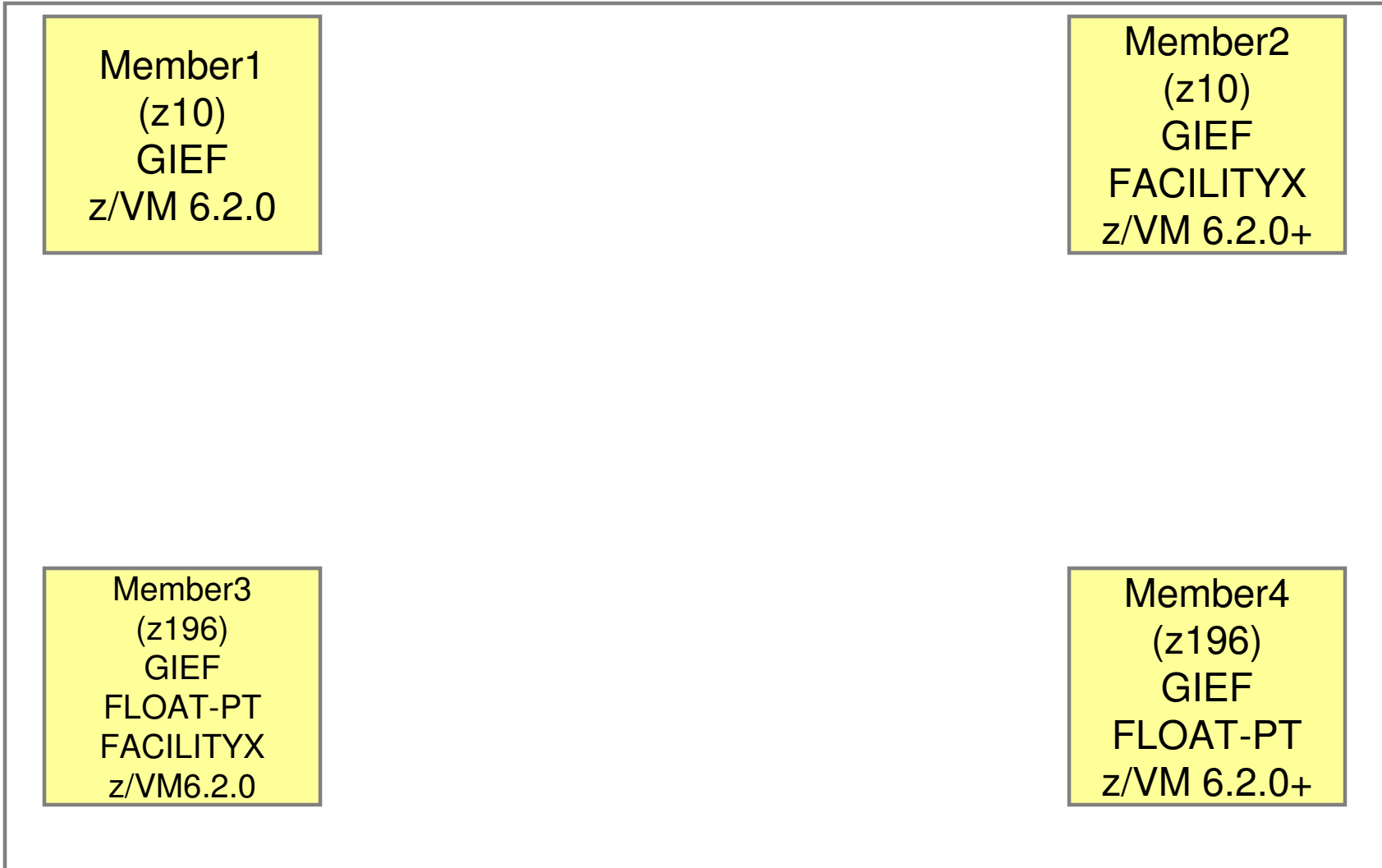
- Regardless of differences in the facilities of the individual members, a domain has a common architectural level
 - This is the maximal common subset of all the members' facilities

- Several default domains are automatically defined by CP
 - Single member domains for each member in the SSI
 - An SSI domain that will have the features and facilities common to all members

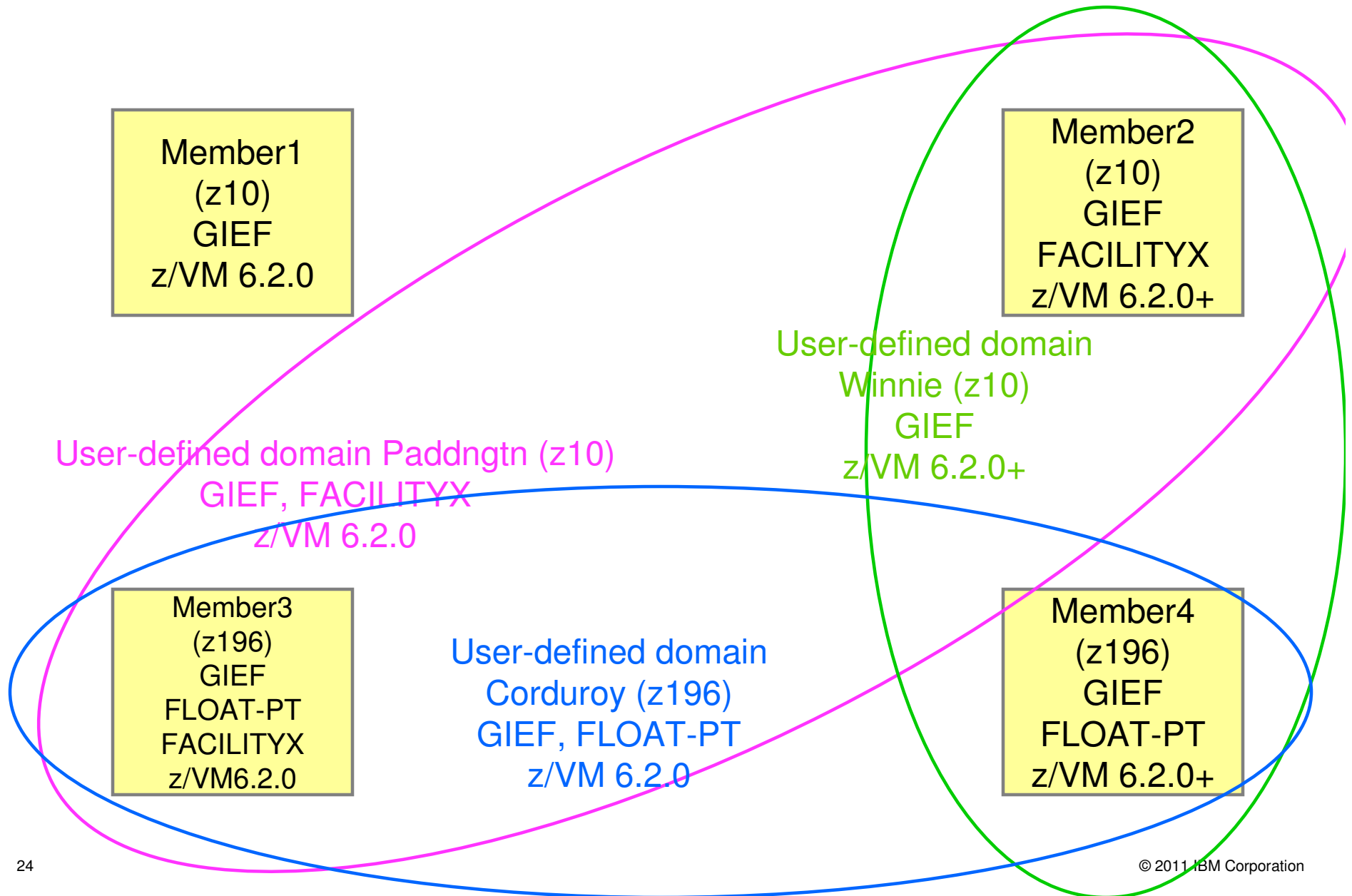
- Defining your own domains is useful in a 3+ member cluster
 - In a 1 or 2 member cluster, all possible domains are defined by default

Relocation Domains

SSI Domain (z10)
GIEF
z/VM 6.2.0



Relocation Domains



Defining Relocation Domains

- In *SYSTEM CONFIG* on **PMAINT**'s *CF0* disk
- Dynamically via a **DEFINE** command

```
88
89 RELOCATION_DOMAIN PADDNGTN MEMBER2 MEMBER3
90 RELOCATION_DOMAIN WINNIE MEMBER2 MEMBER4
91 RELOCATION_DOMAIN CORDUROY MEMBER3 MEMBER4
92
```

```
define relodomain paddngtn members member2 member3
Ready; T=0.01/0.01 15:12:08
define relodomain winnie members member2 member4
Ready; T=0.01/0.01 15:12:43
define relodomain corduroy members member3 member4
Ready; T=0.01/0.01 15:13:38
```


Assigning Relocation Domains

- Virtual machines may be assigned to a domain in their directory entry
 - Default for single configuration virtual machines is the SSI domain
 - Default for multiconfiguration virtual machines is their single member domain, which cannot be changed

- Virtual machines are assigned a virtual architecture level when they log on, according to what domain they are in

- They cannot use facilities or features not included in the domain even if the member they are on has access to those features
 - We call this “fencing”

- Examples of commands/instructions with “fenced” responses:
 - **Q CPUID** -the model number will always reflect the virtual architecture level, the processor number is set at logon and not affected by relocation or relocation domain changes
 - **Diagnose x'00'** – will reflect the virtual CPLEVEL
 - **STFLE**

Assigning Relocation Domains - Directory

```
dirm for lgrrh56 vmrelocate on domain winnie
```

```
DVHXMT1191I Your VMRELOCATE request has been sent for processing to
DVHXMT1191I DIRMAINT at MEMBER1 via DIRMSAT2.
Ready; T=0.01/0.02 11:32:46
```

```
DVHREQ2288I Your VMRELOCATE request for LGRRH56
DVHREQ2288I at * has been accepted.
```

```
DVHBIU3450I The source for directory entry
DVHBIU3450I LGRRH56 has been updated.
```

```
DVHBIU3424I The next ONLINE will take place
DVHBIU3424I immediately.
```

```
DVHRLA3891I Your DSATCTL request has been
DVHRLA3891I for processing.
```

```
DVHRLA3891I Your DSATCTL request has been
DVHRLA3891I for processing.
```

```
DVHRLA3891I Your DSATCTL request has been
DVHRLA3891I for processing.
```

```
DVHRLA3891I Your DMVCTL request has been
DVHRLA3891I for processing.
```

```
DVHRLA3891I Your DMVCTL request has been
DVHRLA3891I for processing.
```

```
DVHRLA3891I Your DMVCTL request has been
DVHRLA3891I for processing.
```

```
DVHBIU3428I Changes made to directory entry LGRRH56
DVHBIU3428I have been placed online.
```

```
DVHREQ2289I Your VMRELOCATE request for LGRRH56
DVHREQ2289I at * has completed; with RC = 0.
```

```
USER LGRRH56 E 2G 3G ABCDEFG
INCLUDE LGRDFLT
IPL 150
```

```
VMRELOCATE ON DOMAIN WINNIE
```

```
LINK PMAINT 0193 0F93 RR
MDISK 0150 3390 1 END FL4BC8 MR ALL WRITE
```

```
MULTI
```

```
MDISK 0151 3390 1 END FL4BC9 MR ALL WRITE
```

```
MULTI
```


```
MDISK 0152 3390 1 END FL4BCA MR ALL WRITE
```

```
MULTI
```

Assigning Relocation Domains - Dynamic

- A running virtual machine may be dynamically reassigned to a domain with the same or greater facilities, so long as the member he is currently on has access to those facilities
- For example, a guest may be in the SSI domain, but relocate to a member with access to more facilities, so you may want to reassign him to a domain with higher facilities

```
set vmrelocate * domain ssi
Running on member GDLRCTS2
Relocation enabled in Domain SSI
Ready;
q cpuid
CPUID = FF3B6D8520978000
Ready;
define relodomain winnie gdlrcts1 gdlrcts2
Ready;
set vmrelocate * domain winnie
Running on member GDLRCTS2
Relocation enabled in Domain WINNIE
Ready;
q cpuid
CPUID = FF3B6D8528178000
Ready;
```



Live Guest Relocation

Live Guest Relocation

- Once your relocation domains are set up and your virtual machines are assigned to domains, it is time to start relocations!
- What to know before starting relocations
- Demo and Helpful Hints

Live Guest Relocation – What to know before starting relocations

- CP moves the virtual machine in several different stages

- While the majority of the virtual machines' memory is being moved, the virtual machine is running

- Then the virtual machine is stopped (quiesced), checked again for eligibility and the final state is moved

- If there are any eligibility failures at any point until after the final state is moved, the relocation cancels and the virtual machine is resumed on the source member

- At any point until after the final state is moved, the relocation can be canceled
 - By the **VMRELOCATE CANCEL** command, from the source or destination
 - **CPHX** will cancel a **VMRELOCATE SYNC** command

Live Guest Relocation – What to know before starting relocations

- Use the **VMRELOCATE TEST** command before you try a **VMRELOCATE MOVE**
- Choose one class A user to always issue your **VMRELOCATE** commands from and only issue one **VMRELOCATE** command at a time
 - Use the default option, **SYNCHRONOUS** to enforce one-at-a-time relocations
- Use the **AT** command to issue **VMRELOCATE**s on another member in your SSI cluster
- Know how long your Linux machine can be quiesced, look at applications and when they will timeout (30 seconds? 5 seconds?)
 - Use the **MAXQUIESCE** option to tell CP how long quiesce time can be
 - If this is exceeded, the relocation will be canceled and the virtual machine resumed on the source member

Live Guest Relocation – Demo

```
q ssi
SSI Name: SSITEST
SSI Mode: Stable
Cross-System Timeouts: Enabled
SSI Persistent Data Record (PDR) device: FL4B84 on 4B84
SLOT SYSTEMID STATE      PDR HEARTBEAT      RECEIVED HEARTBEAT
  1 GDLLCPX1  Joined      2011-10-13 15:10:18  2011-10-13 15:10:18
  2 GDLLCPX2  Joined      2011-10-13 15:10:12  2011-10-13 15:10:12
  3 GDLLCPX3  Joined      2011-10-13 15:10:26  2011-10-13 15:10:26
  4 GDL MCPX4  Joined      2011-10-13 15:10:35  2011-10-13 15:10:35
Ready; T=0.01/0.01 15:10:41
```


Live Guest Relocation – Demo

```
formssi display 141
HCPPDF6618I Persistent Data Record on device 0141 (label FL4B84) is for
HCPPDF6619I PDR state: Unlocked
HCPPDF6619I time stamp: 10/13/11 15:10:42
HCPPDF6619I cross-system timeouts: Enabled
HCPPDF6619I PDR slot 1 system: GDLLCPX1
HCPPDF6619I state: Joined
HCPPDF6619I time stamp: 10/13/11 15:10:18
HCPPDF6619I last change: GDLLCPX1
HCPPDF6619I PDR slot 2 system: GDLLCPX2
HCPPDF6619I state: Joined
HCPPDF6619I time stamp: 10/13/11 15:10:42
HCPPDF6619I last change: GDLLCPX2
HCPPDF6619I PDR slot 3 system: GDLLCPX3
HCPPDF6619I state: Joined
HCPPDF6619I time stamp: 10/13/11 15:10:26
HCPPDF6619I last change: GDLLCPX3
HCPPDF6619I PDR slot 4 system: GDLMCPX4
HCPPDF6619I state: Joined
HCPPDF6619I time stamp: 10/13/11 15:10:35
HCPPDF6619I last change: GDLMCPX4
Ready; T=0.01/0.01 15:10:48
```

Live Guest Relocation – Demo

```
xautolog lgrlin21
Command accepted
Ready; T=0.01/0.01 15:11:44
AUTO LOGON ***          LGRLIN21 USERS = 21
HCPCLS6056I XAUTOLOG information for LGRLIN21: The IPL command is verifi
set secuser lgrlin21 *
HPCPCFX6768I SECUSER of LGRLIN21 initiated.
Ready; T=0.01/0.01 15:11:50
LGRLIN21: Booting default (ipl)...
LGRLIN21: Linux version 2.6.16.60-0.21-default (geeko@buildhost) (gcc ve
UTC 2008
The CPU running under VM (64 bit mode)
```

■ ■ ■

```
Welcome to SUSE Linux Enterprise Server 10 SP2 (s390x) - Kernel 2.6.16.6
"
"
linux-nxpt login:
```

Live Guest Relocation – Demo

```
q lgrlin21 at all
GDLLCPX2 : LGRLIN21 - DSC
Ready; T=0.01/0.01 15:44:52
```

```
Ready; T=0.01/0.01 15:44:52
vmrelocate test lgrlin21 to gdllcp1
User LGRLIN21 is eligible for relocation to GDLLCPX1
Ready; T=0.01/0.01 15:45:21
VMRELOCATE MOVE LGRLIN21 TO GDLLCPX1 MAXQ 5 SEC
```

```
VMRELOCATE MOVE LGRLIN21 TO GDLLCPX1 MAXQ 5 SEC
Relocation of LGRLIN21 from GDLLCPX2 to GDLLCPX1 started
User LGRLIN21 has been relocated from GDLLCPX2 to GDLLCPX1
LGRLIN21: User LGRLIN21 has been relocated from GDLLCPX2 to GDLLCPX1
LGRLIN21: User LGRLIN21 has been relocated from GDLLCPX2 to GDLLCPX1
```

Live Guest Relocation – Demo

```

LGRLIN21: qeth: check on device 0.0.0700, dstat=x0, cstat=x2 <4>qeth: ir
qeth: irb: 00 00 00 00 00 00 00 00 00 00 00 00 00 00 00 00
qeth: irb: 00 00 00 00 00 00 00 00 00 00 00 00 00 00 00 00
qeth: irb: 00 00 00 00 00 00 00 00 00 00 00 00 00 00 00 00
qdio : received check condition on activate queues on device 0.0.0702 (c
qeth: Recovery of device 0.0.0700 started ...
qeth: Device 0.0.0700/0.0.0701/0.0.0702 is a OSD Express card (level: 03
with link type OSD_100 (portname: whatever)
qeth: Hardware IP fragmentation not supported on eth0
qeth: VLAN enabled
qeth: Multicast enabled
qeth: IPV6 enabled
qeth: Broadcast enabled
qeth: Using SW checksumming on eth0.
qeth: Outbound TSO enabled
USER DSC LOGOFF AS LGRLIN21 USERS = 20 FORCED BY SYSTEM
Ready; T=0.01/0.01 15:45:52
LGRLIN21: qeth: Device 0.0.0700 successfully recovered!
Oct 13 15:45:51 linux-nxpt kernel: qeth: check on device 0.0.0700, dstat
00 00 00 80 e0 80"
Oct 13 15:45:51 linux-nxpt kernel: qeth: irb: 00 00 00 00 00 00 00 00
Oct 13 15:45:51 linux-nxpt kernel: qeth: irb: 00 00 00 00 00 00 00 00
Oct 13 15:45:51 linux-nxpt kernel: qeth: irb: 00 00 00 00 00 00 00 00
LGRLIN21: Oct 13 15:45:51 linux-nxpt kernel: qdio : received check condi
Oct 13 15:45:51 linux-nxpt kernel: qeth: Recovery of device 0.0.0700 sta
Oct 13 15:45:56 linux-nxpt kernel: qeth: Device 0.0.0700/0.0.0701/0.0.07
Oct 13 15:45:56 linux-nxpt kernel: with link type OSD_100 (portname: wha
Oct 13 15:45:56 linux-nxpt kernel: qeth: Using SW checksumming on eth0."

```

Live Guest Relocation – Demo


```
q lgmlin21 at all
GDLLCPX1 : LGRLIN21 - DSC
Ready; T=0.01/0.01 15:46:35
```

```
AT GDLLCPX1 CMD VMRELOCATE MOVE LGRLIN21 TO GDLLCPX2 MAXQ 5 SEC
Relocation of LGRLIN21 from GDLLCPX1 to GDLLCPX2 started
LGRLIN21: User LGRLIN21 has been relocated from GDLLCPX1 to GDLLCPX2
User LGRLIN21 has been relocated from GDLLCPX1 to GDLLCPX2
LGRLIN21: qeth: check on device 0.0.0700, dstat=x0, cstat=x2 <4>qeth: ir
qeth: irb: 00 00 00 00 00 00 00 00 00 00 00 00 00 00 00 00
qeth: irb: 00 00 00 00 00 00 00 00 00 00 00 00 00 00 00 00
qeth: irb: 00 00 00 00 00 00 00 00 00 00 00 00 00 00 00 00
qdio : received check condition on activate queues on device 0.0.0702 (c
qeth: Recovery of device 0.0.0700 started ...
qeth: Device 0.0.0700/0.0.0701/0.0.0702 is a OSD Express card (level: 03
with link type OSD_100 (portname: whatever)
qeth: Hardware IP fragmentation not supported on eth0
qeth: VLAN enabled
qeth: Multicast enabled
qeth: IPV6 enabled
qeth: Broadcast enabled
qeth: Using SW checksumming on eth0.
qeth: Outbound TSO enabled
Ready; T=0.01/0.01 15:47:10
LGRLIN21: qeth: Device 0.0.0700 successfully recovered!
```

Live Guest Relocation – Demo

```
q LGRLIN21 AT ALL
GDLLCPX2 : LGRLIN21 - DSC
Ready; T=0.01/0.01 15:47:41
```

Live Guest Relocation – Helpful Hints



*Help! My relocation hasn't
completed yet!*



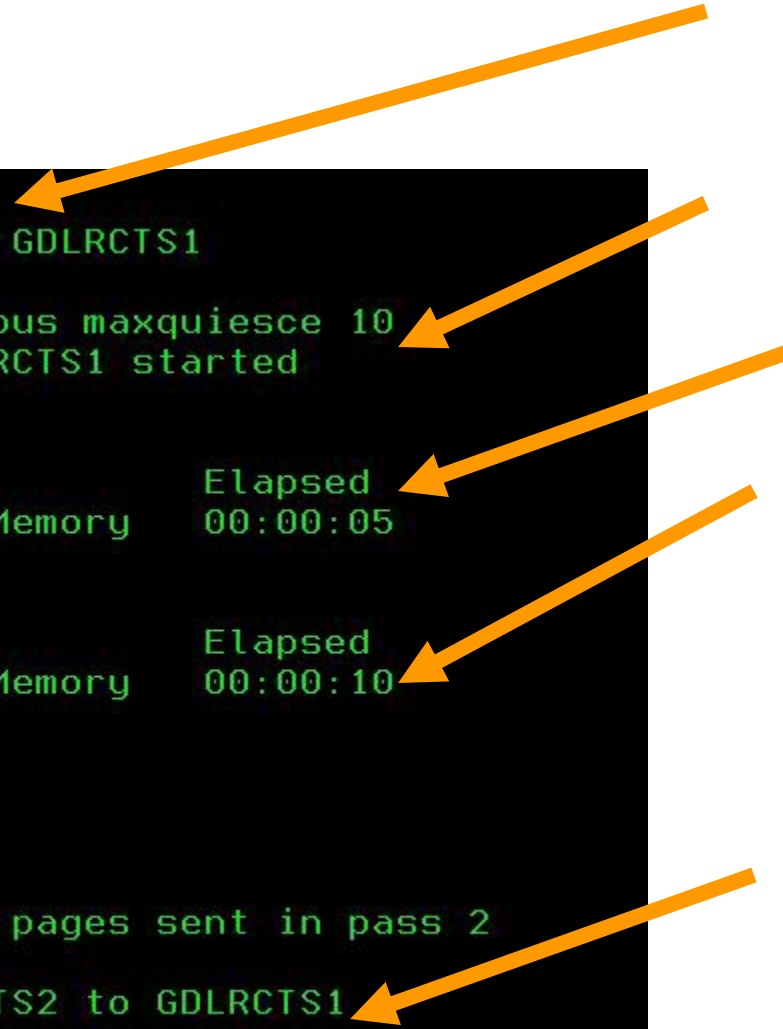
Try
**VMRELOCATE STATUS
DETAILS**

Live Guest Relocation – Helpful Hints

```
vmrelocate test lgrcp021 gdlrcts1
User LGRCP021 is eligible for relocation to GDLRCTS1
Ready; T=0.01/0.01 15:28:09
vmrelocate move lgrcp021 gdlrcts1 asynchronous maxquiesce 10
Relocation of LGRCP021 from GDLRCTS2 to GDLRCTS1 started
Ready; T=0.01/0.01 15:28:15
vmrelocate status
User      From      To      By      Status      Elapsed
LGRCP021 GDLRCTS2 GDLRCTS1 CELESKEY Moving Memory 00:00:05
Ready; T=0.01/0.01 15:28:21
vmrelocate status lgrcp021 details
User      From      To      By      Status      Elapsed
LGRCP021 GDLRCTS2 GDLRCTS1 CELESKEY Moving Memory 00:00:10

Options: ASYNCH IMMED NO
Max Total Time NO LIMIT
Max Quiesce Time 10 sec

Total pages sent 702176 in 1 passes; 524320 pages sent in pass 2
Ready; T=0.01/0.01 15:28:25
User LGRCP021 has been relocated from GDLRCTS2 to GDLRCTS1
```



Live Guest Relocation – Helpful Hints

Help! My relocation always exceeds my quiesce time!

Are you issuing relocations one at a time?

Check system constraints, are you trying to relocate to a member that really can't handle another user?

How many CTCs do you have between your members? How fast are they? How many devices do you have on each CHPID?

Live Guest Relocation – Helpful Hints

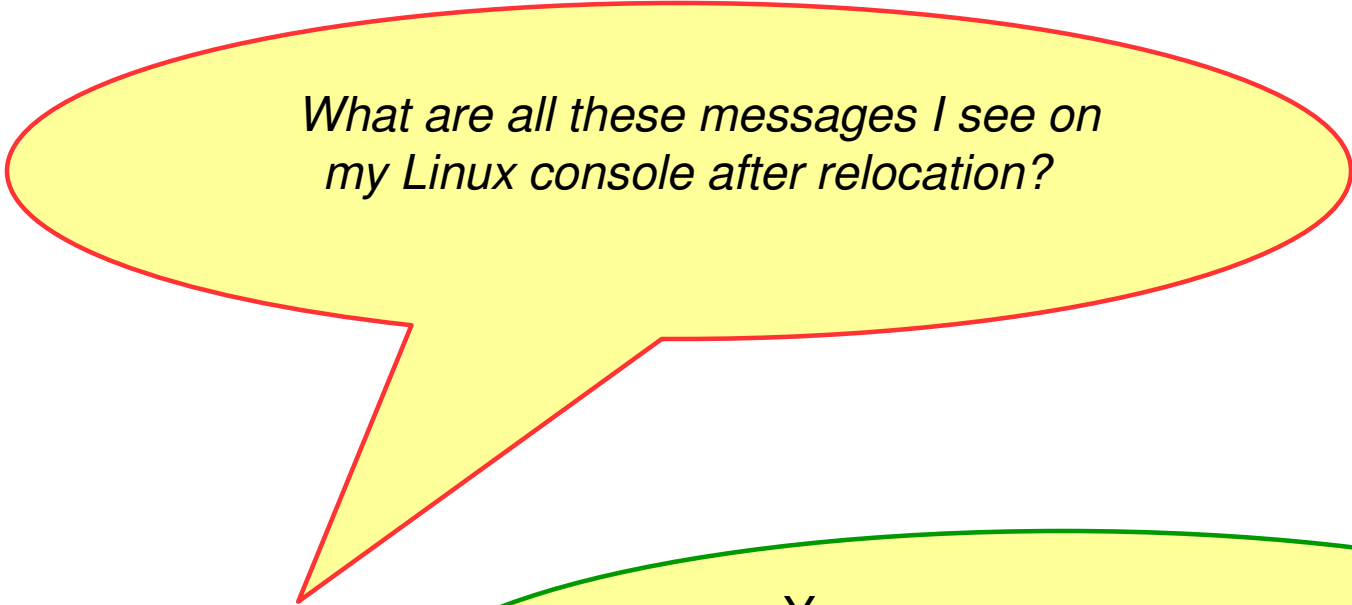
I don't trust that you're really leaving the guest running, I want to see what my guest is doing as he relocates!

Use SCIF from another single configuration virtual machine -
SET OBSERVER LINUX01 *

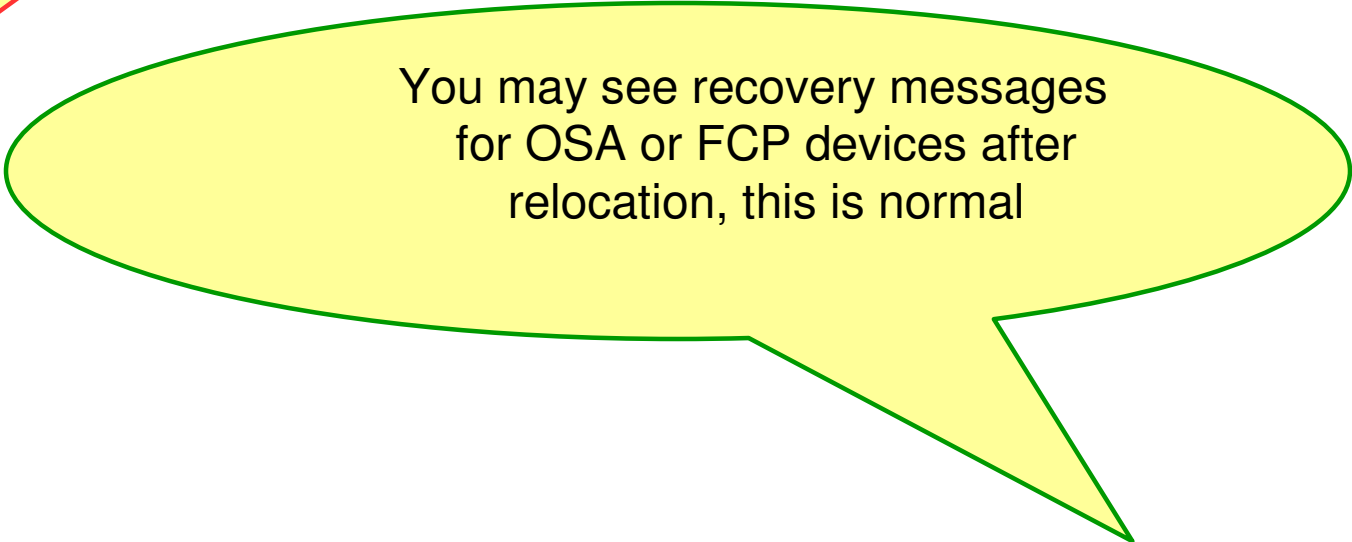
Have the virtual machine spool his console
SPOOL CONS * START

Connect to Linux via SSH or VNC

Live Guest Relocation – Helpful Hints



What are all these messages I see on my Linux console after relocation?



You may see recovery messages for OSA or FCP devices after relocation, this is normal



Thanks!



Richard G. Young

IBM Senior Certified

STG Lab Services

Virtualization & Linux Team Lead

777 East Wisconsin Ave

Milwaukee, WI 53202

Mobile 262 893 8662

Email: ryoung1@us.ibm.com

IBM